







	EYFS and KS1	KS2
<b>Tokens</b> 	Water—two weeks running	
<b>Attendance</b> 	<b>1st place: 7 and 4</b>  <b>2nd place: 3 and 6</b>  <b>3rd place: 5 and 8</b>	<b>1st place: 11 and 19</b>  <b>2nd place: 15 and 17</b>  <b>3rd place: 12 and 13</b>
<b>Award Winners</b>   	1– Sofia, Emelia 2– Kayden, Maya 3– Zion, Autumn, Ananya, Ronnie 4– Sienna, Callie, Joey, Mishika 5– Raffella 6– Sindhu 7– Ella H, Tai 8– Zane, Ralph, Zachary, Rory, Henry 9– Lillie, Tommy L	10– Nexo, Yannis, William, Tamalari 11– Daniel, Milo, Seth, Levi, Lucy, Ann, Rogue 12– Ethan, Nicole, Viven, Sienna 13– Evie, Tiara, Hudson, Lenny 14– Korede, Zahi, Alfie C 15– Whole of class 15, Melissa S, Codie 16– Josh, Darcie, Carter, James 17– Harry, Kyle, Ethan, Jefaniya 18– 19– Erik, Evie A, Lemuel, Alexa 20– Arya, Shravya, Vansh, Krisha 21– Mason, Summer, Shaan, Matthew

### CONTACTING THE SCHOOL

Parents/Carers when emailing the school about your child to: [parents@ghyllgrove.essex.sch.uk](mailto:parents@ghyllgrove.essex.sch.uk) - **please include your child's FULL NAME AND CLASS**

### CHILD ABSENCE

For safeguarding reasons, it is important you inform the school of the reason your child is absent by **9.30am** on the morning of their absence. You will need to do this for every day your child is absent.

You can do this by calling **01268 450067** and **choosing OPTION 1** to leave a message on the absence line or by emailing [parents@ghyllgrove.essex.sch.uk](mailto:parents@ghyllgrove.essex.sch.uk)



## SCHOOL LIFE



Year 1 had a fantastic time exploring the wonders of weather during their workshop. The children enjoyed hands-on activities and learned lots of interesting facts! Class 18 wowed us with their assembly on The Groovy Greeks. It was full of creativity and enthusiasm—well done to all involved! Our EYFS children visited the postbox this week and delivered their letters to Santa. It was a magical experience that brought lots of smiles! Year 3 and Year 4 took part in a football event at James Hornsby School. They showed great teamwork and sportsmanship—well done to everyone! The dental team visited EYFS and Year 3 today to talk about oral health and check those bright smiles.

To support children who need help with focus and regulation, the school provides approved sensory tools when appropriate. These are introduced following an assessment and children are taught how and when to use them effectively. Please note that sensory toys or fidgets from home should not be brought into school. Thank you.

A gentle reminder that sweets are not allowed in lunchboxes. Thank you for helping us promote healthy eating habits. Please park considerately when dropping off or collecting your children. Do not block driveways as this causes inconvenience for our neighbours and can create safety issues. Thank you.

Please look on the next page for a reminder of the PE Uniform. Tracksuits need to be plain black and all children will need one now with the colder months approaching.

Wishing you all a lovely weekend— Take care  
Mrs. Tidiman



### Marathon

Please see the link below. This is for one of our parents who sadly died last year. If you are able to donate please click the link:

Kate & Luke's London Marathon for Toni

<https://www.justgiving.com/page/kate-luke2026>



## DIARY DATES

Monday 8th December

\* Reception Christmas Performance - 2.00pm (KS1 Hall)

\* Year 2 Christmas Performance - 9.15am (KS2 Hall)

Tuesday 9th December

\* Reception Christmas Performance - 9.15am (KS1 Hall)

\* Year 2 Christmas Performance - 2.00pm (KS2 Hall)

Wednesday 10th December

\* Nursery (am) Christmas Performance - 10.15am (KS1 Hall)

\* Nursery (pm) Christmas Performance - 2.00pm (KS1 Hall)

Thursday 11th December

\* Year 1 Christmas Performance - 9.15am (KS1 Hall)

Friday 12th December

\* Year 1 Christmas Performance - 2.00pm (KS1 Hall)

Wednesday 17th December

Christmas Dinner (this must be booked, details to follow)

Christmas Jumper Day

Christmas Raffle Draw

Sports day dates

KS2— 30th June 9.15

Nursery 1st July 10.45am and 2pm

EYFS and KS1— 3rd July 9.15



## LUNCH

Week 3— 8.12.25

Week 1— 15.12.25

Christmas Dinner 17.12.25

Week 2— 5.1.26



## PAWS CLUB

In case of emergencies, if you require PAWS breakfast or after school club, you can call the School Office on the day to book your child in.

For regular bookings, please contact the School Office to enrol.

Breakfast Club £3 and After School Club £12 (incl. hot/cold food) a session.

# LET'S SHOW OUR TEAM SPIRIT

## PE KIT REMINDER

### INDOOR & SUMMER KIT



- Red shorts
- White T-shirt

### OUTDOOR WINTER KIT



- Plain black tracksuit (top and bottoms)
- White T-shirt

**Please note:** Tracksuits should be completely plain black, with no large characters, logos, or stripes in other colours

Thank you for supporting us in creating a strong sense of unity and pride. Together, we can make PE a positive and enjoyable experience for every child!





## Year 5/6 Boys Football Team




Our Year 5 and 6 boys football team represented Basildon last week against other districts in Essex. This is the first time Ghyllgrove has got through to this stage which is a massive achievement for everyone involved. The boys played amazingly well against other teams but unfortunately did not make it through to the next round. Thank you to everyone who came to support the team and we can't wait for the next.

## British Sign language – Sign of the week




Each week in school we learn a new sign in class and assembly.

These are the words we have learnt this term.



# Confident

<https://www.signbsl.com/sign/confident>



# Favourite

# Reception Admissions for September 2026

As you may be aware, the primary school (Reception) admission round opened on **Monday 10 November 2025**, for parents of children to apply for a Reception school place for the academic year that starts in September 2026.

The statutory national closing date for applications is **15 January 2026**.

Applications can be made online via [www.essex.gov.uk/admissions](http://www.essex.gov.uk/admissions).

99% of parents in Essex applied online last year. All of the application information is available on the website above.



# What Parents & Educators Need to Know about TRACKING DEVICES

## WHAT ARE THE RISKS?

### STALKING AND HARASSMENT

Because of their tiny size and unassuming appearance, tracking devices can easily be hidden in bags or clothing. They've been used to monitor individuals without their knowledge, with a lawsuit in the US labelling AirTags "the weapon of choice of stalkers and abusers". In the UK, use of tracking devices in coercive control and stalking cases reportedly rose by 317 percent between 2018 and 2023.

### TOOLS FOR BULLYING

Tracking devices could allow bullies to follow or locate their targets even outside of school. This makes it difficult for children to find refuge, potentially extending the trauma of bullying into spaces – like home – that should feel safe and secure.

### FALSE ACCUSATIONS

Because tracking devices are linked to user accounts, they could be misused to 'prove' ownership of someone else's possessions. Someone could, for example, plant a tracker on another person's belongings to falsely claim them as their own.

### INVASION OF PRIVACY

These devices are designed to share location data with the user via other people's phones, which can unintentionally broadcast someone's movements without their consent. This makes them vulnerable to being monitored by strangers without realising.

### DIFFICULT TO DETECT

Many tracking devices are designed to be discreet, but that also means they're easy to hide. Without proactive checking or the right tech to detect them, children and young people might not realise they're being tracked.

## Advice for Parents & Educators

### WATCH FOR WARNING SIGNS

If a child's peers always seem to know their location – whether in person or hinted at online – it could be worth checking for tracking devices. Some, like AirTags, will eventually make a noise if separated from their owner. Listen out for a chirping sound.

### CHECK LIKELY HIDING SPOTS

Common places where trackers may be planted include jacket linings, bag seams, pockets, or under bike seats. If you find one, take a photo of the serial number before disposing of it – this could help police trace the account it's linked to.

### USE DETECTION APPS

Apple devices running iOS 14.5 or later will notify users of unknown AirTags nearby. Android users can install Apple's 'Tracker Detect' or the third-party app 'AirGuard' to scan for tracking devices from various manufacturers.

### HAVE THE CONVERSATION

Talk to your child about what tracking devices are, what signs to look out for, and how they might be misused. Emphasise the legal consequences of using them to prank, harass, or monitor someone.

## Meet Our Expert

Alan Martin is a seasoned technology journalist with bylines in Wired, TechRadar, The Guardian, The Evening Standard, The Telegraph, and The New Statesman. He specialises in consumer tech, online safety, and emerging risks in the digital landscape.



#WakeUpWednesday

The National College

# OUR OPEN DOOR POLICY

Please do contact us at any time when you have a concern, even if it appears to be minor. The “little” difficulties are easy to deal with, don’t let them become major concerns.

The **Open Door Policy** is alive and well at Ghyllgrove.

**If you wish to talk about your child please:-**

Call (01268 450067) or email ([parents@ghyllgrove.essex.sch.uk](mailto:parents@ghyllgrove.essex.sch.uk)) for the class teacher to contact you.

Talk to the Phase leaders of EYFS, KS1, Upper or Lower School by calling or emailing.

**EYFS**

**Miss Mckeon**

**Year 1 and Year 2**

**Miss Porter**

**Lower School – Years 3 and 4**

**Mr Collins**

**Upper School – Years 5 and 6**

**Miss. Robinson**

Talk to the Assistant Headteachers Mrs. Patmore or Mrs. Reeder. Mrs. Patmore can support with SEN and Mrs. Reeder can support with all year groups across the school.

Talk to the Deputy Headteacher Mrs. Morley if you have already seen the Phase Leader or Assistant Headteachers.

The Headteacher is always happy to see parents/carers, but will go to the Class teacher, Phase Leader to discuss issues, therefore, please speak to these staff beforehand.

**Headteacher – Mrs. Tidiman**

**Deputy Headteacher – Mrs. Morley**

**Assistant Headteacher – Mrs . Patmore**

**Assistant Headteacher – Mrs. Reeder**

**EYFS Phase leader – Miss. McKeon**

**Year 1 and 2 Phase leader – Miss. Porter**

**Year 3 and 4 Phase leader – Mr. Collins**

**Year 5 and 6 leader – Miss. Robinson**

**Teacher of the Deaf and Head of Resource Base – Mrs. Scrocca**

**SENCOs – Mr. Rider and Mrs. Greenwood**